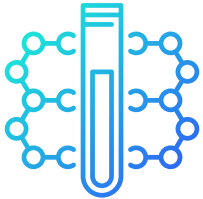


Chemical Sector Overview



CHEMICAL EMPLOYEES
93,000 across 2,110 companies

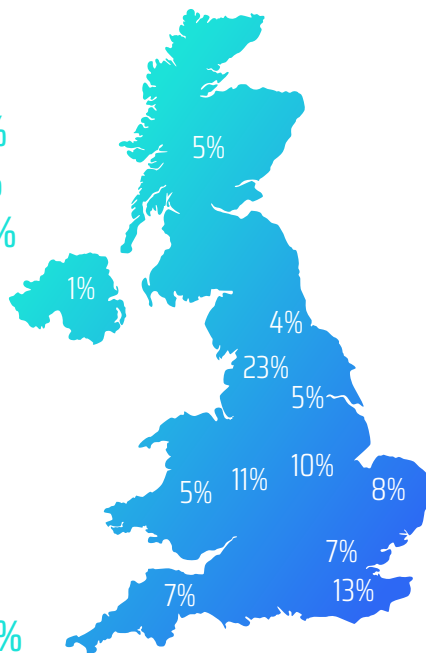
£42 BILLION
TURNOVER

COMPANY SIZE

Micro (1-9) 1,130 • **Small** (10-49) 595 • **Medium** (50-249) 305 • **Large** (250+) 80

EMPLOYMENT BY REGION:

North West 23%
South East 13%
West Midlands 11%
East Midlands 10%
East of England 8%
South West 7%
London 7%
Wales 5%
Yorkshire and Humberside 5%
Scotland 5%
North East 4%
Northern Ireland 1%



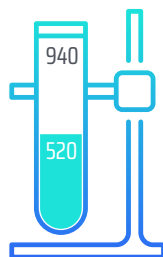
THE PROPORTION OF WORKERS IN THE SECTOR WHO ARE AGED 50+ HAS GROWN OVER THE PAST DECADE, FROM 33.6% IN 2010 TO 36.2% IN 2020.

The proportion of workers in the sector who hold a degree or equivalent level qualification has increased from 22.5% in 2010 to 37.8% in 2020.



64% OF RESPONDENTS TO CHEMUK 2021 SURVEY EXPECT IT WILL BECOME MORE DIFFICULT IN THE FUTURE TO RECRUIT STAFF WITH THE RIGHT SKILLS.

THE NUMBER OF APPRENTICESHIP STARTS IN THE SECTOR HAS FALLEN SIGNIFICANTLY IN THE PAST FEW YEARS, FROM 940 STARTS IN 2015/16 TO 520 IN 20/21.



OFFICIAL STATISTICS SHOW THAT APPROXIMATELY 780 GRADUATES FROM THE ACADEMIC YEAR 2018/19 ENTERED THE CHEMICALS SECTOR WITHIN 15 MONTHS OF COMPLETING THEIR COURSE.

